




Three Phase Hybrid Inverter

SUN-5/6/8/10/12K-SG04LP3-EU



- 100** 100% unbalanced output, each phase; Max. output up to 50% rated power
-  AC couple to retrofit existing solar system
- 10** Max. 10 pcs parallel for on-grid and off-grid operation; Support multiple batteries parallel
- 240** Max. charging/discharging current of 240A
- 48** 48V low voltage battery, transformer isolation design
- 6** 6 time periods for battery charging/discharging
-  Support storing energy from diesel generator

Deye

Stock Code: 605117.SH

Model	SUN-5K -SG04LP3-EU	SUN-6K -SG04LP3-EU	SUN-8K -SG04LP3-EU	SUN-10K -SG04LP3-EU	SUN-12K -SG04LP3-EU
Battery Input Data					
Battery Type	Lead-acid or Lithium-ion				
Battery Voltage Range (V)	40-60				
Max. Charging Current (A)	120	150	190	210	240
Max. Discharging Current (A)	120	150	190	210	240
Charging Strategy for Li-ion Battery	Self-adaption to BMS				
Number of Battery Input	1				
PV String Input Data					
Max. PV Access Power (W)	10000	12000	16000	20000	24000
Max. PV Input Power (W)	6500	7800	10400	13000	15600
Max. PV Input Voltage (V)	800				
Start-up Voltage (V)	160				
MPPT Voltage Range (V)	200-650				
Rated PV Input Voltage (V)	550				
Max. Operating PV Input Current (A)	13+13			26+13	
Max. Input Short-Circuit Current (A)	17+17			34+17	
No. of MPP Trackers/ No. of Strings MPP Tracker	2/1+1			2/2+1	
AC Input/Output Data					
Rated AC Input/Output Active Power (W)	5000	6000	8000	10000	12000
Max. AC Input/Output Apparent Power (VA)	5500	6600	8800	11000	13200
Rated AC Input/Output Current (A)	7.6/7.2	9.1/8.7	12.1/11.6	15.2/14.5	18.2/17.4
Max. AC Input/Output Current (A)	8.4/8	10/9.6	13.4/12.8	16.7/15.9	20/19.1
Max. Continuous AC Passthrough (grid to load) (A)	45				
Peak Power (off-grid) (W)	2 times of rated power, 10s				
Power Factor Adjustment Range	0.8 leading to 0.8 lagging				
Rated Input/Output Voltage/Range (V)	220/380V, 230/400V 0.85Un-1.1Un				
Rated Input/Output Grid Frequency/Range(Hz)	50/45-55, 60/55-65				
Grid Connection Form	3L+N+PE				
Total Current Harmonic Distortion THDi	<3% (of nominal power)				
DC Injection Current	<0.5% In				
Efficiency					
Max. Efficiency	97.6%				
Euro Efficiency	97.0%				
MPPT Efficiency	>99%				
Equipment Protection					
Integrated	DC Polarity Reverse Connection Protection, AC Output Overcurrent Protection, Thermal Protection, AC Output Overvoltage Protection, AC Output Short Circuit Protection, DC Component Monitoring, Overvoltage Load Drop Protection, Ground Fault Current Monitoring, Arc Fault Circuit Interrupter (optional), Power Network Monitoring, Island Protection Monitoring, Earth Fault Detection, DC Input Switch, DC Terminal Insulation Impedance Monitoring, Residual Current (RCD) Detection, Surge protection level				
Surge Protection Level	TYPE II(DC), TYPE II(AC)				
Interface					
Communication Interface	RS485/RS232/CAN				
Monitor Mode	GPRS/WIFI/Bluetooth/4G/LAN(optional)				
General Data					
Operating Temperature Range ()	-40 to +60°C, >45°C Derating				
Permissible Ambient Humidity	0-100%				
Permissible Altitude	2000m				
Noise (dB)	≤55				
Ingress Protection(IP) Rating	IP 65				
Inverter Topology	Non-Isolated				
Over Voltage Category	OVC II(DC), OVC III(AC)				
Cabinet Size (WxHxD mm)	422×658×254 (Excluding Connectors and Brackets)				
Weight (kg)	38				
Type of Cooling	Intelligent Air Cooling				
Warranty	5 Years/10 Years the Warranty Period Depends the Final Installation Site of Inverter, More Info Please Refer to Warranty Policy				
Grid Regulation	IEC 61727, IEC 62116, CEI 0-21, EN 50549, NRS 097, RD 140, UNE 217002, OVE-Richtlinie R25, G99, VDE-AR-N 4105				
Safety / EMC Standard	IEC/EN 61000-6-1/2/3/4, IEC/EN 62109-1, IEC/EN 62109-2				

Single Phase Hybrid Inverter

SUN-3K-SG04LP1-24-EU

SUN-3/3.6/5/6K-SG04LP1-EU



Colorful touch LCD, IP65 protection degree



AC couple to retrofit existing solar system



Max. 16 pcs parallel for on-grid and off-grid operation; Support multiple batteries parallel



Max. charging/discharging current of 140A



6 time periods for battery charging/discharging



Support storing energy from diesel generator

Deye

Stock Code: 605117.SH

Model	SUN-3K -SG04LP1-24-EU	SUN-3K -SG04LP1-EU	SUN-3.6K -SG04LP1-EU	SUN-5K -SG04LP1-EU	SUN-6K -SG04LP1-EU
Battery Input Data					
Battery Type	Lead-acid or Lithium-ion				
Battery Voltage Range (V)	20-30	40-60	40-60	40-60	40-60
Max. Charging Current (A)	140	70	90	120	135
Max. Discharging Current (A)	140	70	90	120	135
Charging Strategy for Li-ion Battery	Self-adaption to BMS				
Number of Battery Input	1				
PV String Input Data					
Max. PV Access Power (W)	6000	6000	7200	10000	12000
Max. PV Input Power (W)	3900	3900	4680	6500	7800
Max. PV Input Voltage (V)	500				
Start-up Voltage (V)	125				
MPPT Voltage Range (V)	150-425				
Rated PV Input Voltage (V)	370				
Max. Operating PV Input Current (A)	13		13+13		
Max. Input Short-Circuit Current (A)	17		17+17		
No. of MPP Trackers/ No. of Strings MPP Tracker	1/1		2/1+1		
AC Input/Output Data					
Rated AC Input/Output Active Power (W)	3000		3600	5000	6000
Max. AC Input/Output Apparent Power (VA)	3300		3960	5500	6600
Rated AC Input/Output Current (A)	13.6/13		16.4/15.7	22.7/21.7	27.3/26.1
Max. AC Input/Output Current (A)	15/14.3		18/17.2	25/23.9	30/28.7
Max. Continuous AC Passthrough (grid to load) (A)	35				40
Peak Power (off-grid) (W)	2 times of rated power, 10s				
Power Factor Adjustment Range	0.8 leading to 0.8 lagging				
Rated Input/Output Voltage/Range (V)	220/230 0.85Un-1.1Un				
Rated Input/Output Grid Frequency/Range(Hz)	50/45-55, 60/55-65				
Grid Connection Form	L+N+PE				
Total Current Harmonic Distortion THDi	<3% (of nominal power)				
DC Injection Current	<0.5% In				
Efficiency					
Max. Efficiency	97.6%				
Euro Efficiency	96.5%				
MPPT Efficiency	>99%				
Equipment Protection					
Integrated	DC Polarity Reverse Connection Protection, AC Output Overcurrent Protection, Thermal Protection, AC Output Overvoltage Protection, AC Output Short Circuit Protection, DC Component Monitoring, Overvoltage Load Drop Protection, Ground Fault Current Monitoring, Arc Fault Circuit Interrupter (optional), Power Network Monitoring, Island Protection Monitoring, Earth Fault Detection, DC Input Switch, DC Terminal Insulation Impedance Monitoring, Residual Current (RCD) Detection, Surge protection level				
Surge Protection Level	TYPE II(DC), TYPE II(AC)				
Interface					
Communication Interface	RS485/RS232/CAN				
Monitor Mode	GPRS/WIFI/Bluetooth/4G/LAN(optional)				
General Data					
Operating Temperature Range ()	-40 to +60°C, >45°C Derating				
Permissible Ambient Humidity	0-100%				
Permissible Altitude	2000m				
Noise (dB)	<30				
Ingress Protection(IP) Rating	IP 65				
Inverter Topology	Non-Isolated				
Over Voltage Category	OVC II(DC), OVC III(AC)				
Cabinet Size (WxHxD mm)	330×433×229 (Excluding Connectors and Brackets)				
Weight (kg)	17				
Type of Cooling	Natural Cooling				Intelligent Air Cooling
Warranty	5 Years/10 Years the Warranty Period Depends the Final Installation Site of Inverter, More Info Please Refer to Warranty Policy				
Grid Regulation	IEC 61727, IEC 62116, CEI 0-21, EN 50549, NRS 097, RD 140, UNE 217002, OVE-Richtlinie R25, G99, VDE-AR-N 4105				
Safety / EMC Standard	IEC/EN 61000-6-1/2/3/4, IEC/EN 62109-1, IEC/EN 62109-2				